

# Technical Description

## 1. DESCRIPTION OF THE STRUCTURE

The system of fireproof walls MB-118 EI is intended for execution of internal or external fireproof partitions of the fire resistance class EI120. The system has been classified as non-fire propagating. It is based on the system of fireproof partitions with the door MB-78EI, which provides most components, e.g. glazing beads, cooling inserts, expanding tapes, gaskets and most accessories.

Features of the MB-118 EI system:

- Structural depth of profiles equals 118 mm.
- The system is based on five-chamber aluminium profiles with a thermal break of the width 34 mm.
- Elements of fire insulation are placed in internal chambers of profiles and in insulating space between profiles. Additionally, expanding tapes are fitted on the external surfaces.
- Fire resistance of the class EI120 both in the case of fire exposure from the outside and inside
- Connection of fixed wall profiles is executed through "L" type corner connections or "T" type crosswise connections.
- Possibility of application of muntin bars directly to the surface of a glass pane
- The technology of structure performance is analogous to the MB-78 EI system.
- The tooling used for workings comes from the MB-78 EI system.

Maximum dimensions of the partitions are shown in the section *Structural Analysis*.

**Each structure made from elements of the MB-118 EI system must have authorization for use in accordance with regulations applicable in the country in which it is mounted. A reference document (e.g. Technical Approval) used by the manufacturer to declare conformity at the stage of marketing a fire protection product strictly defines the range of structures authorized for use in a particular country, including detailed solutions. Only solutions presented herein may be applied in the production of the product. In Poland, the document issued to this end is an ITB Technical Approval (issued by the Building Research Institute)**

### **WARNING:**

**Any rights to the present publication and rights to utility models included herein are vested in ALUPROF S.A. and are subject to protection pursuant to regulations on utility models rights and copyrights protection.**

**ALUPROF S.A. reserves the right to make alterations and add supplements in view of further development of the system and continuous technical improvement.**

**The presented publication shall not be reproduced or copied in any way whatsoever without a prior written consent of ALUPROF S.A.**

## 2. TECHNICAL DESCRIPTION OF RAW MATERIALS AND MATERIALS

(See section 02 of the MB-78 EI production catalogue)

### 2.1. ELEMENTS OF FIRE INSULATION

Infills are made of GKF plasterboards, cooling inserts CI and silicate-cement panels manufactured by PROMATECT-H. Fireproof expanding tapes are cut off from boards or are supplied in rolls.

These elements are performed in accordance with the applicable standards and relevant technical approvals.

### 2.2. GLASS PANES

Transparent fields are glazed with special-purpose panes, selected to meet the requirements provided for the fire resistance class EI120, the thermal standard and the standard related to sound protection of rooms.

Glass panel must be authorized for use in the MB-118 EI system, in accordance with regulations applicable in a particular country.

**3. SUPPLEMENTARY INFORMATION**

(see section 02 of the MB-78 EI production catalogue)


















**3.1. CATALOGUE UPDATES**

The catalogue should be updated by downloading PDF files at <http://www.aluprof.eu> in the authorized section "Catalogues".

**3.2. AVAILABILITY OF CATALOGUE PRODUCTS**

The principles and availability dates of elements shown in the catalogue are specified in Aluprof SA's pricelists to be found in the authorized section of the website <http://www.aluprof.eu>, in the section "Pricelists"

**3.3. GRAPHIC SYMBOLS USED IN THE CATALOGUE**

	Number		Working
	Notes		Compatible elements
	Total area [dm <sup>2</sup> /m]		Cut
	Decorative area [dm <sup>2</sup> /m]		Glue with two-component glue
	Angle of cut [°]		Glue and seal
	Dimensions [mm]		Seal with silicone
	Number of items		Glue
	Material		Perform with the use of: _____
	Standard		